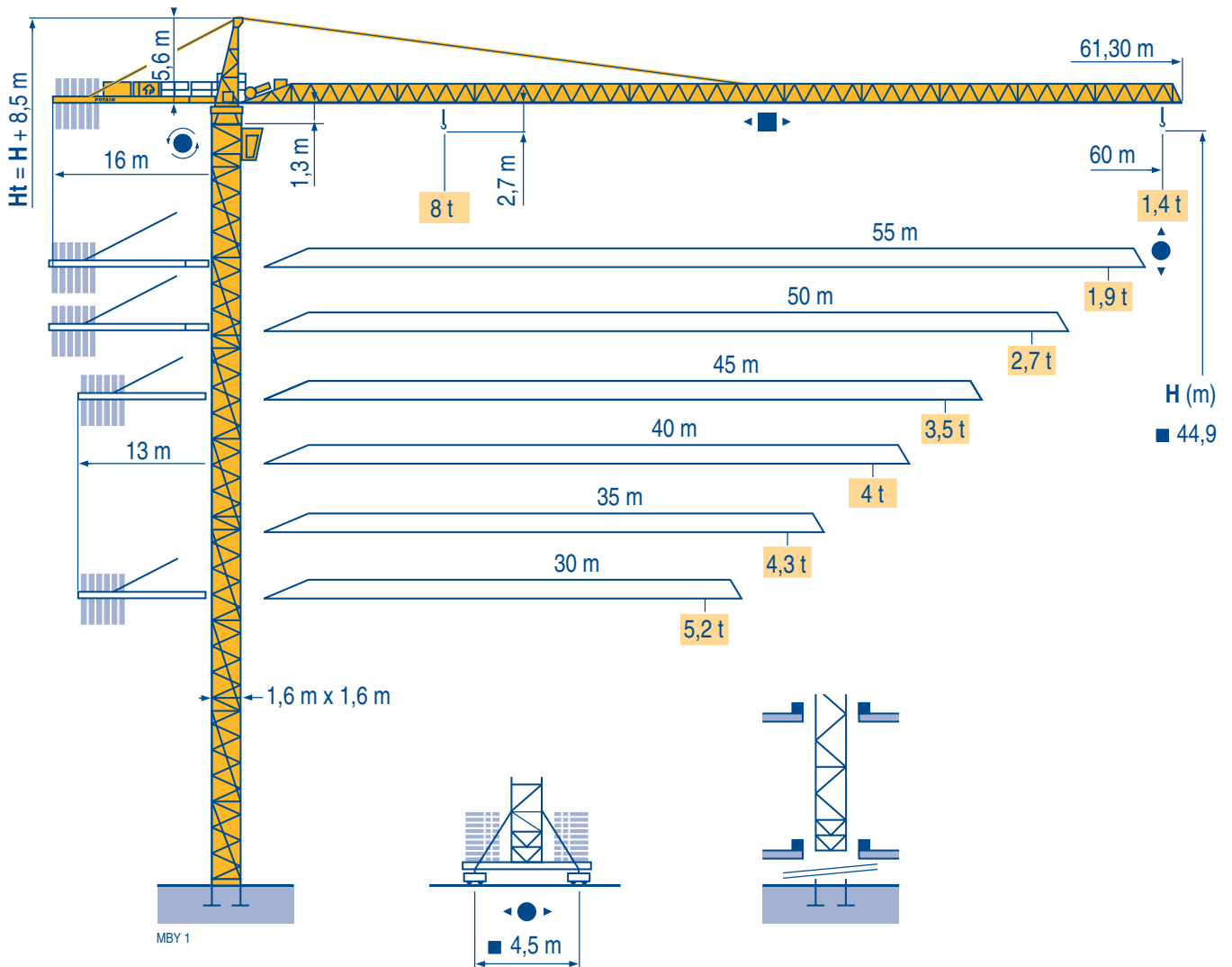


# MC 175 B



**CITY CRANE**

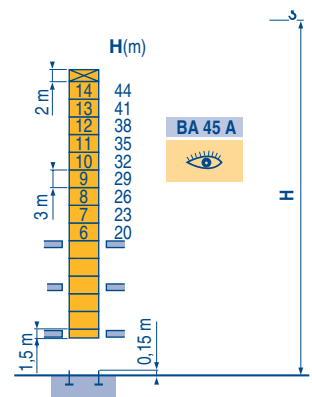
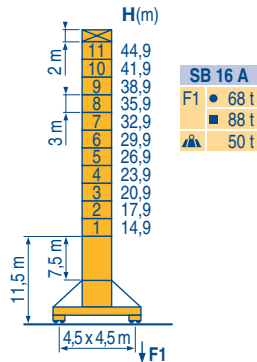
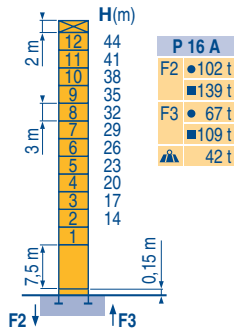
  FEM 1.001-A3  
ISO 9001

**Manitowoc**  
Crane Group

Masts / Reactions

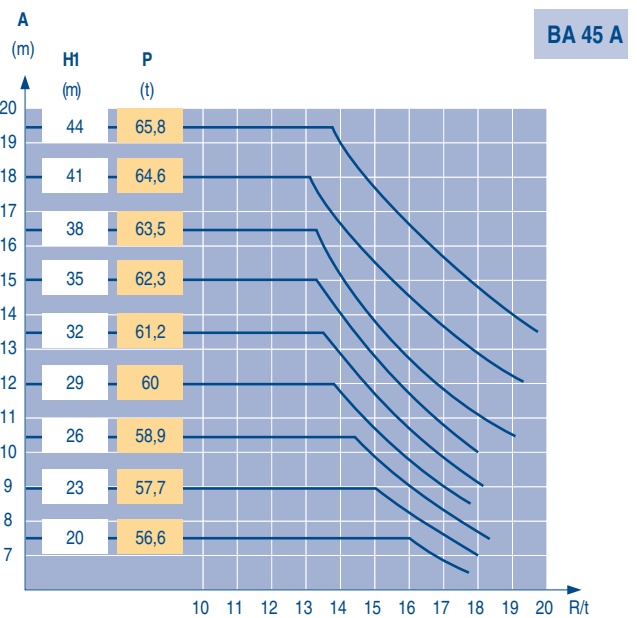
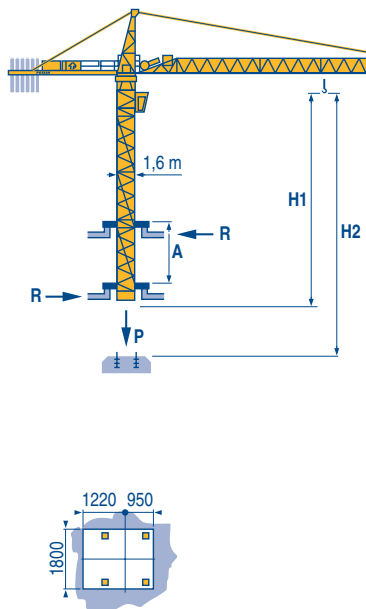
□ 1,6 m  
 ▣ 30 m → 60 m

MBY 1



Climbing crane

MBY 1



CITY CRANE  
 MC 175 B

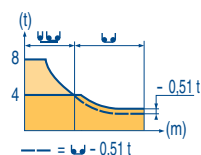
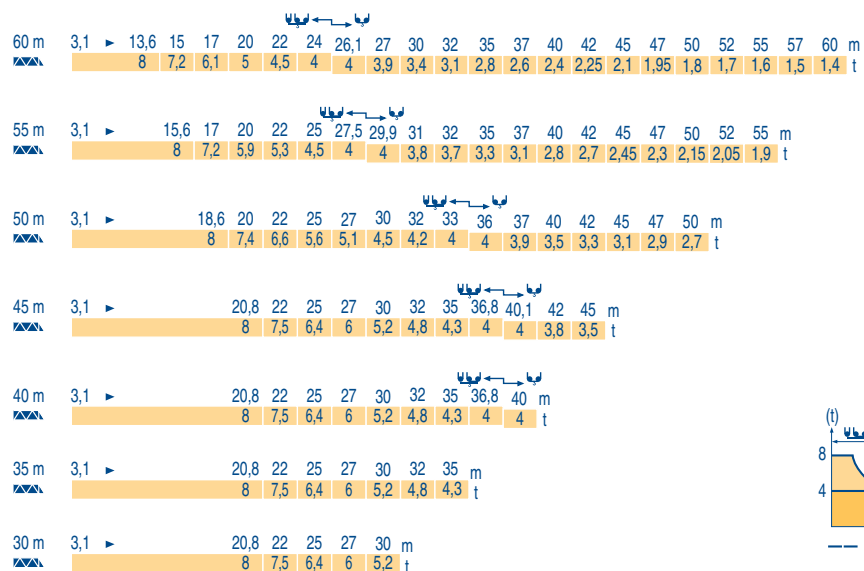


GB

- Reactions in service
- ▣ Reactions out of service
- ▲ Without load, ballast (or transport axles), with maximum jib and maximum height.
- 👁 See climbing crane

## Load diagrams

MBY 1



## Counter-jib ballast

MBY 1

| ▲▲▲  | ▮    | 3450 kg | 2250 kg | ▲ (kg) |
|------|------|---------|---------|--------|
| 60 m | 16 m | 4       | 2       | 18 300 |
| 55 m | 16 m | 3       | 3       | 17 100 |
| 50 m | 16 m | 3       | 2       | 14 850 |
| 45 m | 13 m | 5       | 1       | 19 500 |
| 40 m | 13 m | 4       | 2       | 18 300 |
| 35 m | 13 m | 3       | 3       | 17 100 |
| 30 m | 13 m | 3       | 2       | 14 850 |

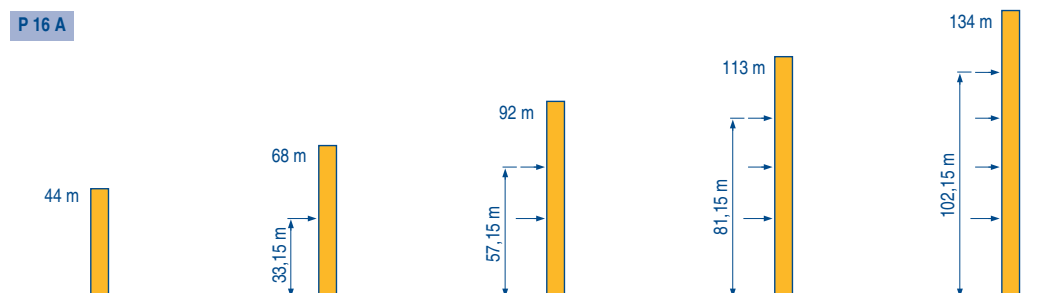
## Base ballast

MBY 1

| ▮ 1,6 m | SB 16 A | H (m) | 44,9 | 41,9 | 38,9 | 35,9 | 32,9 | 29,9 | 26,9 | 23,9 | 20,9 | 17,9 | 14,9 |
|---------|---------|-------|------|------|------|------|------|------|------|------|------|------|------|
|         |         | ▲ (t) | 72   | 60   | 54   | 54   | 54   | 54   | 54   | 54   | 54   | 54   | 54   |

## Anchorage

MBY 1



## CITY CRANE MC 175 B










POTAIN

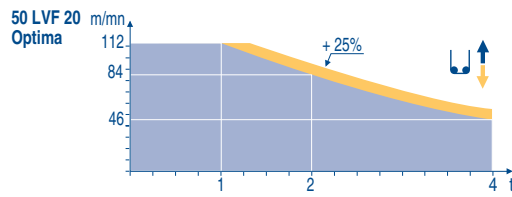
GB

- A Distance between collars
- H1 Crane height
- P Crane weight (in service)
- R Horizontal reaction


# Mechanisms

MBY 1

|  |                               |                                    |              | 0 → 40 |      | 0 → 80  |    | 0 → 20  |    | 0 → 40 |    | hp | kW    |  |    |     |       |    |   |    |   |    |   |    |    |    |       |
|--|-------------------------------|------------------------------------|--------------|--------|------|---------|----|---|----|--------|----|----|-------|--|----|-----|-------|----|---|----|---|----|---|----|----|----|-------|
|         | 45 RCS 20                     | m/min                              | 0            | →      | 40   | 0       | →  | 80  | 0  | →      | 20 | 0  | →     | 40   | 45 | 33  | 329 m |    |   |    |   |    |   |    |    |    |       |
|  |                               | t                                  | 4            |        |      | 2       |    |   | 8  |        |    | 4  |       |  |    |     |       |    |   |    |   |    |   |    |    |    |       |
|         | 5 D3 V4                       | m/min                              | 15 - 30 - 58 |        |      |         |    |   |    |        |    |    | 5     | 3,7  |    |     |       |    |   |    |   |    |   |    |    |    |       |
|         | 50 LVF 20 Optima              | m/min                              | 3,8          | →      | 14,8 | →       | 46 | →   | 58 | →      | 84 | →  | 112   | 1,9  | →  | 7,4 | →     | 23 | → | 29 | → | 42 | → | 56 | 50 | 37 | 363 m |
|  |                               | t                                  | 4            |        | 4    |         | 4  |   | 3  |        | 2  |    | 1     | 8  |    | 8   |       | 8  |   | 6  |   | 4  |   | 2  |    |    |       |
|         | 6 DVF 4                       | m/min                              | 0 - 6 → 76   |        |      |         |    |   |    |        |    |    | 5,5   | 4  |    |     |       |    |   |    |   |    |   |    |    |    |       |
|         | RCV 145                       | rpm                                | 0 → 0,8      |        |      |         |    |   |    |        |    |    | 2 x 6 | 2 x 4,4  |    |     |       |    |   |    |   |    |   |    |    |    |       |
|         | SB 16 A<br>RT 324<br>R ≥ 10 m | m/min                              | 12,5 - 25    |        |      |         |    |   |    |        |    |    | 2 x 7 | 2 x 5,2  |    |     |       |    |   |    |   |    |   |    |    |    |       |
| CEI 38  |                               | IEC 38                             |              | kVA    |      |         |    |  |    |        |    |    |       |  |    |     |       |    |   |    |   |    |   |    |    |    |       |
| 400 V (+6% -10%) 50 Hz   |                               | 45 RCS : 60 kVA<br>50 LVF : 70 kVA |              |        |      | 2000/14 |    |   |    |        |    |    |       |  |    |     |       |    |   |    |   |    |   |    |    |    |       |



-  **GB** Hoisting
-  Trolleying
-  Slewing
-  Travelling
-  In compliance with the EEC Instructions on noise level

 This commercial document is not legally binding. For any technical information, please refer to the corresponding instructions.



**Manitowoc Crane Group Asia Pte Ltd**  
 Manitoowoc Crane Group  
 26 Benoi Road  
 Singapore 629898  
 Tel: 65-6861 7133  
 Fax: (Admin/ Sales) : 65-6862 4040  
 Fax: (Service/ Parts) : 65-6862 4142  
 www.manitowoccrane.com

**Americas**  
 Tel: +1 920 683 6322  
 Tel: +1 717 597 8121

**Europe - Middle East - Africa**  
 Tel : +(33) 4 72 81 50 00  
 Tel : +(44) 191 565 6281

**Asia - Pacific**  
 Tel: +(65) 6861 7133  
 Fax: +(65) 6862 4142

www.manitowoccrane.com

**CITY CRANE MC 175 B**  
 Réf. 2004 45 MBY 1

Copyright.Reproduction interdite © POTAIN 2004

Réalisation Sedoc